

Diagnostic Trouble Codes (DTCs) 4-1 to 4-8: Wheel Sensor(s)

CAUTION: Use only the digital multimeter to check the system.

NOTE: If a malfunction is detected, this code appears and the fail-safe function is activated. The ABS indicator light comes ON after restarting the engine until the DTC is erased (by disconnecting the ABS B2 (1 5 A) fuse in the under-hood fuse/relay box for three seconds).

- With engine running, ABS indicator light is ON.
- With service check connector jumped (see page 19-51), DTCs 4-1, 42, 4-4 and/or 4-8 are indicated.

Disconnect the 18P (cars with TCS: 20P) connector from the ABS control unit.

Check each sensor for continuity between the positive and negative:

- GRN/BLK: Front Right Positive
- GRN: Front Right Negative
- GRN/BLU: Front Left Positive
- BRN: Front Left Negative
- GRN/YEL: Rear Right Positive
- BLU/YEL: Rear Right Negative
- LT BLU: Rear Left Positive
- GRY: Rear Left Negative

Is there
Rear : 500 — 1000Ω?
Rear : 1000 — 1500Ω?

NO

Disconnect the wheel sensor connector.

Check for resistance between the sensor terminals.

Is there
Front: 500 — 1000 Ω
Rear : 1000 — 1500Ω?

YES

(To page 19-62)

YES

Check for continuity to ground of wire and sensor.

Is there continuity?

YES

Repair short in sensor wire or replace the wheel sensor.

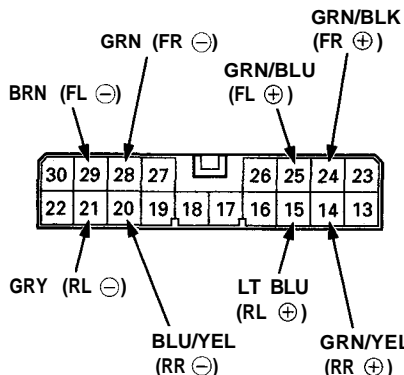
NO

Check for loose ABS control unit connectors. Check that the sensor is installed properly. If necessary, substitute a known-good ABS control unit and recheck.

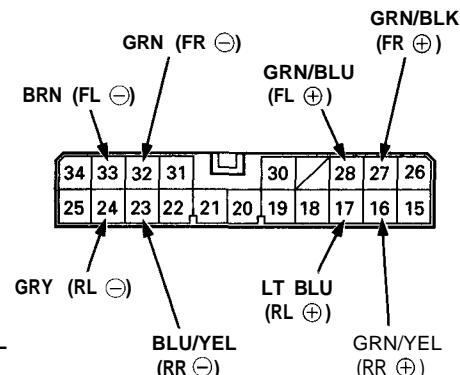
Replace the wheel sensor.

NO

Cars without TCS
18P CONNECTOR

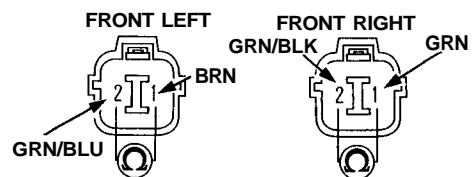


Cars with TCS
20P CONNECTOR

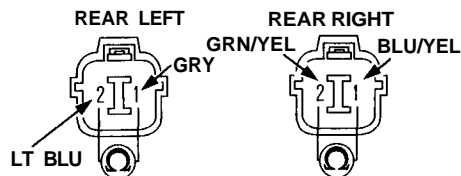


View from ABS control unit terminal side.

WHEEL SENSOR CONNECTOR



500 — 1000Ω?



1000 — 1500Ω?

View from terminal side.

(cont'd)

Troubleshooting

Flowchart (cont'd)

(From page 19-61)

Reconnect the 18P (cars with TCS: 20P) connector to the ABS control unit.

Check each wire for continuity between the wheel sensor harness side terminals and body ground.

Is there continuity?

NO

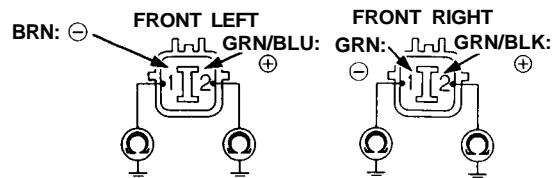
Repair open in wire harness.

YES

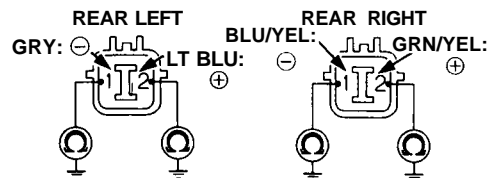
Check for loose ABS control unit connectors. If necessary, substitute a known-good ABS control unit and recheck.

Positive: Less than $3.8\text{ k}\Omega$ is OK.
Negative: Less than $1\ \Omega$ is OK.

WHEEL SENSOR CONNECTOR



Continuity?



Continuity?

View from terminal side.